


PORSCHE GT3 CUP BENELUX - CENTRAL EUROPE

SPA EURO RACE

RACE 1

Analysis

Lap	Time	Sector 1	Sector 2	Sector 3	Kph	Elapsed	Lap	Time	Sector 1	Sector 2	Sector 3	Kph	Elapsed
2	Hans FABRI NED												
	Team Raceart						PORSCHE GT3 CUP 991						
1	3:23.027	1:07.697	1:27.088	48.242	124.2	3:23.027	2	4:45.830	1:34.755	1:50.365	1:20.710	88.2	7:47.867
2	4:40.068	1:41.881	1:36.023	1:22.164	90.0	8:03.095	3	4:37.891	1:31.082	1:43.472	1:23.337	90.7	12:25.758
3	4:39.632	1:44.750	1:27.886	1:26.996	90.2	12:42.727	4	4:35.169	1:25.990	2:16.895	52.284	91.6	17:00.927
4	4:33.988	1:31.322	2:10.878	51.788	92.0	17:16.715							
5	2:45.171	46.721	1:16.832	41.618	152.7	20:01.886							
6	2:38.843	44.571	1:13.483	40.789	158.7	22:40.729							
7	2:39.088	44.244	1:14.282	40.562	158.5	25:19.817							
8	2:42.181	43.808	1:17.663	40.710	155.5	28:01.998							
9	2:39.646	44.109	1:15.261	40.276	157.9	30:41.644							
10	2:38.588	43.849	1:14.432	40.307	159.0	33:20.232							
3	Roger GROUWELS NED												
	Team Raceart						PORSCHE GT3 CUP 991						
1	3:16.841	1:04.124	1:24.378	48.339	128.1	3:16.841							
2	4:41.220	1:36.209	1:42.365	1:22.646	89.7	7:58.061							
3	4:38.615	1:40.043	1:32.879	1:25.693	90.5	12:36.676							
4	4:31.702	1:31.098	2:10.902	49.702	92.8	17:08.378							
5	2:35.842	44.542	1:11.840	39.460	161.8	19:44.220							
6	2:33.682	42.692	1:11.104	39.886	164.1	22:17.902							
7	2:33.647	42.306	1:11.819	39.522	164.1	24:51.549							
8	2:34.639	42.098	1:12.924	39.617	163.1	27:26.188							
9	2:35.308	42.015	1:14.006	39.287	162.3	30:01.496							
10	2:33.187	42.055	1:12.423	38.709	164.6	32:34.683							
4	Menno VAN DE GRIJSPAARDE NED												
	GP Elite						PORSCHE GT3 CUP 991						
1	3:14.055	1:03.040	1:24.025	46.990	129.9	3:14.055							
2	4:43.372	1:35.667	1:44.668	1:23.037	89.0	7:57.427							
3	4:36.973	1:38.486	1:34.220	1:24.267	91.0	12:34.400							
4	4:33.213	1:30.277	2:13.304	49.632	92.3	17:07.613							
5	2:34.810	45.012	1:10.435	39.363	162.9	19:42.423							
6	2:34.400	43.808	1:10.840	39.752	163.3	22:16.823							
7	2:33.180	42.954	1:11.398	38.828	164.6	24:50.003							
8	2:34.271	41.768	1:12.684	39.819	163.4	27:24.274							
9	2:36.869	42.409	1:15.176	39.284	160.7	30:01.143							
10	2:33.360	42.175	1:12.378	38.807	164.4	32:34.503							
6	Yves NOEL BEL												
	Car Tuning Lease Motorsport						PORSCHE GT3 CUP 991						
1	3:17.374	1:05.256	1:23.797	48.321	127.7	3:17.374							
2	4:42.173	1:36.774	1:42.224	1:23.175	89.4	7:59.547							
3	4:37.986	1:39.452	1:32.495	1:26.039	90.7	12:37.533							
4	4:31.982	1:30.987	2:10.933	50.062	92.7	17:09.515							
5	2:39.614	44.119	1:14.469	41.026	158.0	19:49.129							
6	2:37.570	43.833	1:12.937	40.800	160.0	22:26.699							
7	2:38.917	44.664	1:13.885	40.368	158.7	25:05.616							
8	2:40.874	43.694	1:16.701	40.479	156.7	27:46.490							
9	2:40.823	43.991	1:16.460	40.372	156.8	30:27.313							
10	2:40.868	43.898	1:16.906	40.064	156.7	33:08.181							
9	Christofer BAUER GER												
	Forch Racing						PORSCHE GT3 CUP 991						
1	3:02.037	53.593	1:20.821	47.623	138.5	3:02.037							
11	Wolfgang TRILLER DEU												
	Platinum Racing						PORSCHE GT3 CUP 991						
1	3:03.143	54.177	1:21.224	47.742	137.7	3:03.143							
2	4:45.635	1:34.651	1:50.249	1:20.735	88.3	7:48.778							
3	4:37.874	1:34.450	1:40.151	1:23.273	90.7	12:26.652							
4	4:35.107	1:27.558	2:15.494	52.055	91.7	17:01.759							
5	2:36.199	44.149	1:11.929	40.121	161.4	19:37.958							
6	2:34.119	42.915	1:11.264	39.940	163.6	22:12.077							
7	2:32.790	42.715	1:10.543	39.532	165.0	24:44.867							
8	2:35.989	42.584	1:14.073	39.332	161.6	27:20.856							
9	2:36.448	42.990	1:13.999	39.459	161.2	29:57.304							
10	2:34.437	42.769	1:12.970	38.698	163.3	32:31.741							
12	Jörn SCHMIDT-STAADE DEU												
	JSS Beteiligungsgesellschaft GmbH						PORSCHE GT3 CUP 991						
1	3:00.028	51.034	1:21.792	47.202	140.1	3:00.028							
2	4:45.212	1:34.488	1:51.165	1:19.559	88.4	7:45.240							
3	4:38.127	1:30.316	1:44.831	1:22.980	90.7	12:23.367							
4	4:37.056	1:25.954	2:17.461	53.641	91.0	17:00.423							
5	2:36.641	43.398	1:13.278	39.965	161.0	19:37.064							
6	2:43.051	42.278	1:19.751	41.022	154.6	22:20.115							
7	2:34.417	42.466	1:11.885	40.066	163.3	24:54.532							
8	2:34.845	42.053	1:13.035	39.757	162.8	27:29.377							
9	2:35.902	42.068	1:14.429	39.405	161.7	30:05.279							
10	2:33.160	41.907	1:12.652	38.601	164.6	32:38.439							
14	Koen WAUTERS BEL												
	DVB Racing						PORSCHE GT3 CUP 991						
1	3:01.270	52.506	1:21.065	47.699	139.1	3:01.270							
2	4:45.602	1:34.639	1:50.568	1:20.395	88.3	7:46.872							
3	4:38.058	1:29.867	1:44.932	1:23.259	90.7	12:24.930							
4	4:35.560	1:25.526	2:17.787	52.247	91.5	17:00.490							
5	3:30.099	50.830	1:40.554	58.715	120.0	20:30.589							
17	Jurgen VAN HOVER BEL												
	Speedlover						PORSCHE GT3 CUP 991						
1	2:58.289	49.835	1:21.265	47.189	141.4	2:58.289							
2	4:45.025	1:34.808	1:50.924	1:19.293	88.5	7:43.314							
3	4:38.312	1:30.321	1:45.247	1:22.744	90.6	12:21.626							
4	4:37.427	1:25.979	2:17.298	54.150	90.9	16:59.053							
5	2:53.500	44.090	1:29.054	40.356	145.3	19:52.553							
6	2:34.276	43.413	1:10.911	39.952	163.4	22:26.829							
7	2:32.500	42.846	1:10.641	39.013	165.3	24:59.329							
8	2:33.405	42.321	1:11.902	39.182	164.4	27:32.734							
9	2:34.052	42.084	1:12.607	39.361	163.7	30:06.786							
10	2:32.265	42.290	1:11.369	38.606	165.6	32:39.051							
20	Pierre PIRON BEL												
	Mediacom						PORSCHE GT3 CUP 991						
1	3:07.026	55.654	1:23.932	47.440	134.8	3:07.026							
2	4:45.158	1:35.984	1:48.109	1:21.065	88.4	7:52.184							



PORSCHE GT3 CUP BENELUX - CENTRAL EUROPE


SPA EURO RACE

RACE 1

Analysis

■ Personal Best
 ■ Session Best
 ■ Crossing the finish line in pit lane

Lap	Time	Sector 1	Sector 2	Sector 3	Kph	Elapsed	Lap	Time	Sector 1	Sector 2	Sector 3	Kph	Elapsed
3	4:37.920	1:37.069	1:36.697	1:24.154	90.7	12:30.104	7	2:38.142	44.300	1:13.208	40.634	159.4	25:09.112
4	4:33.394	1:28.809	2:14.707	49.878	92.2	17:03.498	8	2:41.973	44.002	1:16.746	41.225	155.7	27:51.085
5	2:36.638	43.679	1:12.745	40.214	161.0	19:40.136	9	2:43.658	43.625	1:16.787	43.246	154.1	30:34.743
6	2:34.209	42.407	1:11.823	39.979	163.5	22:14.345	10	2:46.171	47.949	1:16.778	41.444	151.7	33:20.914
7	2:30.882	41.697	1:09.517	39.668	167.1	24:45.227	33 Juliusz SYTY POL Juliusz Syty PORSCHE GT3 CUP 991						
8	2:32.940	42.067	1:11.817	39.056	164.9	27:18.167	1	5:03.024	2:27.118	1:37.873	58.033	83.2	5:03.024
9	2:32.546	41.792	1:12.254	38.500	165.3	29:50.713	2	3:53.969	1:28.025	1:33.109	52.835	107.8	8:56.993
10	2:31.966	41.829	1:11.876	38.261	165.9	32:22.679	3	4:02.813	1:18.636	1:47.560	56.617	103.8	12:59.806
23 Dominik KOTARBA MAJKUTEWICZ POL Lukas Motorsport PORSCHE GT3 CUP 991						4	4:27.121	1:27.305	2:05.916	53.900	94.4	17:26.927	
1	3:28.276	1:13.336	1:29.069	45.871	121.1	3:28.276	5	2:52.411	49.258	1:18.858	44.295	146.2	20:19.338
2	4:39.374	1:49.046	1:28.360	1:21.968	90.3	8:07.650	6	2:43.142	45.799	1:15.338	42.005	154.6	23:02.480
3	4:40.064	1:50.058	1:23.772	1:26.234	90.0	12:47.714	7	2:43.735	46.429	1:16.039	41.267	154.0	25:46.215
4	4:34.030	1:33.023	2:07.986	53.021	92.0	17:21.744	8	2:52.250	45.880	1:23.532	42.838	146.4	28:38.465
5	2:43.630	45.676	1:15.503	42.451	154.1	20:05.374	9	2:47.624	46.222	1:19.059	42.343	150.4	31:26.089
6	2:41.302	44.601	1:14.835	41.866	156.3	22:46.676	10	2:44.071	46.081	1:16.029	41.961	153.7	34:10.160
7	2:39.862	44.439	1:14.033	41.390	157.7	25:26.538	34 Patrick EISEMANN GER Forch Racing by Lukas Motorsport PORSCHE GT3 CUP 991						
8	2:41.139	43.783	1:16.570	40.786	156.5	28:07.677	1	2:59.192	49.750	1:22.448	46.994	140.7	2:59.192
9	2:39.260	43.897	1:14.199	41.164	158.3	30:46.937	2	4:44.829	1:34.570	1:51.050	1:19.209	88.5	7:44.021
10	2:38.124	43.938	1:13.037	41.149	159.5	33:25.061	3	4:38.200	1:30.567	1:44.933	1:22.700	90.6	12:22.221
24 Pierre-Yves PAQUE BEL Speedlover PORSCHE GT3 CUP 997						4	4:37.263	1:26.058	2:17.722	53.483	90.9	16:59.484	
1	3:25.250	1:11.005	1:26.882	47.363	122.8	3:25.250	5	2:35.953	43.642	1:12.907	39.404	161.7	19:35.437
2	4:40.311	1:47.224	1:31.425	1:21.662	90.0	8:05.561	6	2:32.627	42.215	1:10.751	39.661	165.2	22:08.064
3	4:39.403	1:47.793	1:26.943	1:24.667	90.2	12:44.964	7	2:32.002	42.194	1:10.599	39.209	165.9	24:40.066
4	4:33.143	1:32.441	2:09.484	51.218	92.3	17:18.107	8	2:34.206	42.334	1:12.791	39.081	163.5	27:14.272
5	2:44.695	45.810	1:17.022	41.863	153.1	20:02.802	9	2:34.826	42.202	1:13.882	38.742	162.9	29:49.098
6	2:40.584	44.753	1:14.617	41.214	157.0	22:43.386	10	2:32.582	42.315	1:11.957	38.310	165.2	32:21.680
7	2:39.071	43.712	1:14.172	41.187	158.5	25:22.457	35 Stanislaw JEDLINSKI POL GT3 Poland PORSCHE GT3 CUP 991						
8	2:42.706	44.592	1:17.032	41.082	155.0	28:05.163	1	5:07.324	2:41.954	1:32.780	52.590	82.0	5:07.324
9	2:41.070	44.389	1:15.513	41.168	156.5	30:46.233	2	3:50.878	1:25.322	1:32.909	52.647	109.2	8:58.202
10	2:38.108	43.837	1:13.724	40.547	159.5	33:24.341	3	4:02.474	1:18.258	1:47.414	56.802	104.0	13:00.676
25 Dylan PEREIRA LUX Lukas Motorsport PORSCHE GT3 CUP 991						4	4:25.633	1:24.442	2:06.048	55.143	94.9	17:26.309	
1	3:04.443	49.529	1:22.234	52.680	136.7	3:04.443	5	2:50.282	48.061	1:18.303	43.918	148.1	20:16.591
2	5:04.742	2:17.898	1:24.944	1:21.900	82.7	8:09.185	6	2:44.634	45.882	1:16.374	42.378	153.2	23:01.225
3	4:40.511	1:55.444	1:19.908	1:25.159	89.9	12:49.696	7	2:43.104	45.266	1:15.941	41.897	154.6	25:44.329
4	4:32.477	1:33.945	2:06.347	52.185	92.5	17:22.173	8	2:53.614	45.298	1:25.646	42.670	145.2	28:37.943
5	2:36.823	43.990	1:13.231	39.602	160.8	19:58.996	9	2:47.592	45.446	1:20.088	42.058	150.4	31:25.535
6	2:35.989	42.529	1:12.357	41.103	161.6	22:34.985	10	2:44.350	44.949	1:17.013	42.388	153.4	34:09.885
7	2:51.859	42.344	1:27.723	41.792	146.7	25:26.844	36 Piotr WOJCIK POL Lukas Motorsport PORSCHE GT3 CUP 991						
8	2:41.399	43.508	1:17.564	40.327	156.2	28:08.243	1	3:05.835	55.661	1:23.258	46.916	135.7	3:05.835
9	2:41.564	43.538	1:17.807	40.219	156.1	30:49.807	2	4:45.718	1:36.307	1:48.162	1:21.249	88.2	7:51.553
10	2:37.285	42.851	1:14.900	39.534	160.3	33:27.092	3	4:38.022	1:37.052	1:36.826	1:24.144	90.7	12:29.575
32 Santiago CREEL MEX Forch Racing PORSCHE GT3 CUP 991						4	4:33.434	1:27.898	2:15.091	50.445	92.2	17:03.009	
1	3:18.604	1:06.381	1:24.158	48.065	127.0	3:18.604	5	2:38.151	44.189	1:13.366	40.596	159.4	19:41.160
2	4:42.590	1:41.786	1:37.735	1:23.069	89.2	8:01.194	6	2:35.289	43.501	1:11.683	40.105	162.4	22:16.449
3	4:38.349	1:42.623	1:29.596	1:26.130	90.6	12:39.543	7	2:33.928	42.991	1:11.343	39.594	163.8	24:50.377
4	4:33.562	1:31.258	2:10.696	51.608	92.2	17:13.105	8	2:35.178	42.559	1:13.100	39.519	162.5	27:25.555
5	2:40.281	44.896	1:14.795	40.590	157.3	19:53.386	9	2:37.326	42.857	1:14.974	39.495	160.3	30:02.881
6	2:37.584	43.934	1:11.898	41.752	160.0	22:30.970	10	2:34.328	42.098	1:12.915	39.315	163.4	32:37.209



PORSCHE GT3 CUP BENELUX - CENTRAL EUROPE


SPA EURO RACE

RACE 1

Analysis

■ Personal Best
 ■ Session Best
 ■ Crossing the finish line in pit lane

Lap	Time	Sector 1	Sector 2	Sector 3	Kph	Elapsed	Lap	Time	Sector 1	Sector 2	Sector 3	Kph	Elapsed
37 John DE WILDE BEL Speedlover PORSCHE GT3 CUP 991							1 2:55.986 49.103 1:19.657 47.226 143.3 2:55.986 2 4:45.769 1:35.200 1:51.608 1:18.961 88.2 7:41.755 3 4:37.906 1:26.338 1:49.572 1:21.996 90.7 12:19.661 4 4:38.882 1:25.793 2:17.761 55.328 90.4 16:58.543 5 2:35.434 44.183 1:11.403 39.848 162.2 19:33.977 6 2:32.815 42.468 1:10.532 39.815 165.0 22:06.792 7 2:32.369 42.093 1:10.623 39.653 165.5 24:39.161 8 2:34.020 41.940 1:12.898 39.182 163.7 27:13.181 9 2:34.306 41.962 1:13.535 38.809 163.4 29:47.487 10 2:32.256 42.093 1:11.972 38.191 165.6 32:19.743						
48 Mariusz URBANSKI POL GT3 Poland PORSCHE GT3 CUP 991							1 2:57.666 49.017 1:21.732 46.917 141.9 2:57.666 2 4:44.856 1:34.473 1:51.246 1:19.137 88.5 7:42.522 3 4:38.090 1:30.311 1:45.457 1:22.322 90.7 12:20.612 4 4:38.213 1:25.591 2:17.767 54.855 90.6 16:58.825 5 2:35.769 44.075 1:11.470 40.224 161.9 19:34.594 6 2:32.718 42.630 1:10.206 39.882 165.1 22:07.312 7 2:32.190 42.090 1:10.397 39.703 165.7 24:39.502 8 2:34.379 41.874 1:12.957 39.548 163.3 27:13.881 9 2:34.427 41.576 1:13.826 39.025 163.3 29:48.308 10 2:31.804 41.625 1:12.103 38.076 166.1 32:20.112						
268 Arif SUYABATMAZ AUS GO Motorsports by DVB RACING PORSCHE GT3 CUP 997							1 3:24.013 1:09.273 1:26.080 48.660 123.6 3:24.013 2 4:40.097 1:43.564 1:34.261 1:22.272 90.0 8:04.110 3 4:39.873 1:47.420 1:24.841 1:27.612 90.1 12:43.983 4 4:33.089 1:31.561 2:10.365 51.163 92.3 17:17.072 5 2:39.220 44.253 1:14.064 40.903 158.4 19:56.292 6 2:36.675 43.318 1:12.818 40.539 160.9 22:32.967 7 2:36.913 43.206 1:12.587 41.120 160.7 25:09.880						
269 Yadel OSKAN TUR GO Motorsports by DVB RACING PORSCHE GT3 CUP 997							1 3:57.044 1:41.685 1:29.482 45.877 106.4 3:57.044 2 4:11.371 1:23.527 1:25.768 1:22.076 100.3 8:08.415 3 4:40.191 1:51.015 1:23.997 1:25.179 90.0 12:48.606 4 4:33.451 1:33.605 2:07.330 52.516 92.2 17:22.057 5 2:42.358 45.630 1:15.437 41.291 155.3 20:04.415 6 2:37.157 44.289 1:13.170 39.698 160.4 22:41.572 7 2:36.418 43.735 1:12.738 39.945 161.2 25:17.990 8 2:38.410 43.131 1:15.143 40.136 159.2 27:56.400 9 2:38.022 43.640 1:13.798 40.584 159.6 30:34.422 10 2:37.709 43.957 1:13.247 40.505 159.9 33:12.131						
270 Cengiz OGUZHAN TUR GO Motorsports by DVB RACING PORSCHE GT3 CUP 997							1 3:26.030 1:12.789 1:25.735 47.506 122.4 3:26.030 2 4:40.743 1:48.946 1:30.070 1:21.727 89.8 8:06.773 3 4:39.446 1:48.384 1:25.603 1:25.459 90.2 12:46.219 4 4:32.585 1:33.347 2:08.348 50.890 92.5 17:18.804 5 2:41.563 45.591 1:15.389 40.583 156.1 20:00.367 6 2:37.989 43.723 1:12.565 41.701 159.6 22:38.356 7 2:38.076 43.825 1:12.899 41.352 159.5 25:16.432						
88 Romain DEGEER BEL Speedlover PORSCHE GT3 CUP 991							1 3:13.054 1:02.492 1:23.709 46.853 130.6 3:13.054 2 4:43.514 1:35.292 1:45.526 1:22.696 88.9 7:56.568 3 4:37.121 1:38.488 1:33.992 1:24.641 91.0 12:33.689 4 4:33.443 1:30.196 2:13.104 50.143 92.2 17:07.132 5 2:40.464 45.537 1:14.043 40.884 157.1 19:47.596 6 2:35.521 43.501 1:11.776 40.244 162.1 22:23.117 7 2:33.539 42.829 1:10.940 39.770 164.2 24:56.656 8 2:34.624 42.615 1:11.985 40.024 163.1 27:31.280 9 2:35.266 42.799 1:12.712 39.755 162.4 30:06.546 10 2:35.175 43.474 1:12.392 39.309 162.5 32:41.721						
98 Yannick HOOGAARS BEL BELGIUM Racing PORSCHE GT3 CUP 991							1 3:09.334 59.211 1:22.948 47.175 133.2 3:09.334 2 4:43.921 1:35.152 1:47.422 1:21.347 88.8 7:53.255 3 4:37.887 1:37.677 1:35.668 1:24.542 90.7 12:31.142 4 4:33.360 1:28.661 2:14.667 50.032 92.2 17:04.502 5 2:36.125 43.756 1:12.498 39.871 161.5 19:40.627 6 2:34.783 42.879 1:11.361 40.543 162.9 22:15.410 7 2:32.740 42.664 1:10.287 39.789 165.1 24:48.150 8 2:35.177 42.720 1:13.104 39.353 162.5 27:23.327 9 2:36.801 42.791 1:14.689 39.321 160.8 30:00.128 10 2:32.918 42.459 1:11.458 39.001 164.9 32:33.046						
99 Dylan DERDAELE BEL BELGIUM Racing PORSCHE GT3 CUP 991							1 3:04.619 55.197 1:22.247 47.175 136.6 3:04.619 2 4:45.620 1:35.043 1:49.151 1:21.426 88.3 7:50.239 3 4:37.780 1:35.504 1:38.379 1:23.897 90.8 12:28.019 4 4:34.364 1:27.707 2:15.313 51.344 91.9 17:02.383 5 2:37.308 44.636 1:12.381 40.291 160.3 19:39.691 6 2:36.214 42.638 1:11.582 41.994 161.4 22:15.905 7 2:33.048 42.774 1:11.208 39.066 164.7 24:48.953 8 2:34.545 41.826 1:12.933 39.786 163.2 27:23.498 9 2:37.111 42.595 1:15.332 39.184 160.5 30:00.609 10 2:33.414 42.268 1:12.494 38.652 164.4 32:34.023						



PORSCHE GT3 CUP BENELUX - CENTRAL EUROPE

SPA EURO RACE

RACE 1

Analysis

■ Personal Best
 ■ Session Best
 ■ Crossing the finish line in pit lane

Lap	Time	Sector 1	Sector 2	Sector 3	Kph	Elapsed	Lap	Time	Sector 1	Sector 2	Sector 3	Kph	Elapsed
8	2:39.473	43.521	1:16.138	39.814	158.1	27:55.905							
9	2:37.394	43.273	1:13.049	41.072	160.2	30:33.299							
10	2:35.428	43.161	1:12.514	39.753	162.2	33:08.727							

271 Cenk CEYISAKAR								TUR
GO Motorsports by DVB RACING								PORSCHE GT3 CUP 997
1	3:17.989	1:05.375	1:24.497	48.117	127.4	3:17.989		
2	4:42.438	1:39.875	1:39.343	1:23.220	89.3	8:00.427		
3	4:38.405	1:41.196	1:30.607	1:26.602	90.6	12:38.832		
4	4:33.904	1:31.050	2:10.968	51.886	92.1	17:12.736		
5	2:41.109	46.159	1:14.378	40.572	156.5	19:53.845		
6	2:36.853	44.054	1:11.790	41.009	160.8	22:30.698		
7	2:35.185	43.413	1:11.572	40.200	162.5	25:05.883		
8	2:36.792	43.720	1:13.557	39.515	160.8	27:42.675		
9	2:38.693	43.543	1:14.632	40.518	158.9	30:21.368		
10	2:38.236	43.686	1:14.722	39.828	159.3	32:59.604		

333 Stefan REHKOPF								DEU
Rehkopf Stefan								PORSCHE GT3 CUP 991
1	3:11.404	1:01.531	1:23.357	46.516	131.7	3:11.404		
2	4:43.189	1:34.704	1:46.917	1:21.568	89.0	7:54.593		
3	4:37.852	1:38.205	1:34.928	1:24.719	90.7	12:32.445		
4	4:32.884	1:29.301	2:13.868	49.715	92.4	17:05.329		
5	2:36.654	44.239	1:12.280	40.135	161.0	19:41.983		
6	2:35.463	43.164	1:11.885	40.414	162.2	22:17.446		
7	2:33.233	42.600	1:11.686	38.947	164.5	24:50.679		
8	2:35.602	42.309	1:13.274	40.019	162.0	27:26.281		
9	2:37.121	42.472	1:14.876	39.773	160.5	30:03.402		
10	2:33.911	41.955	1:12.796	39.160	163.8	32:37.313		